VB1

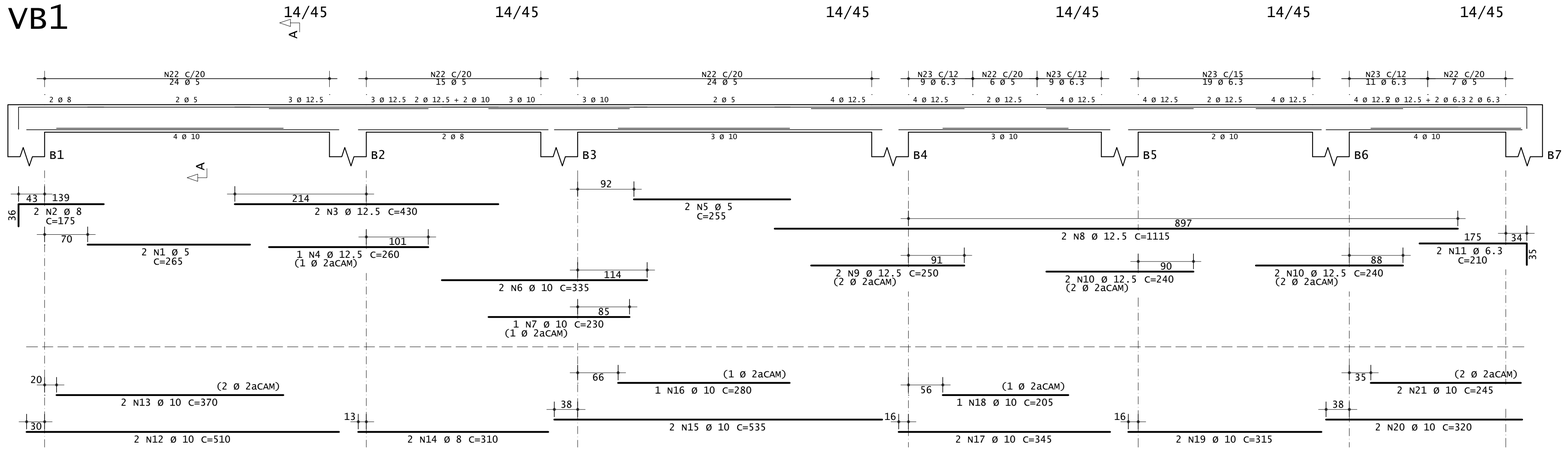

Corte A

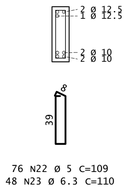

VB3

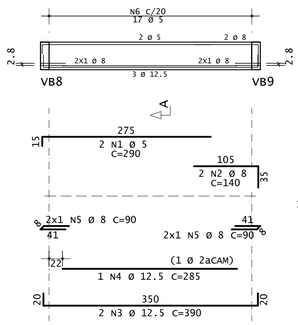

Corte A

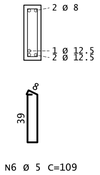

VB4

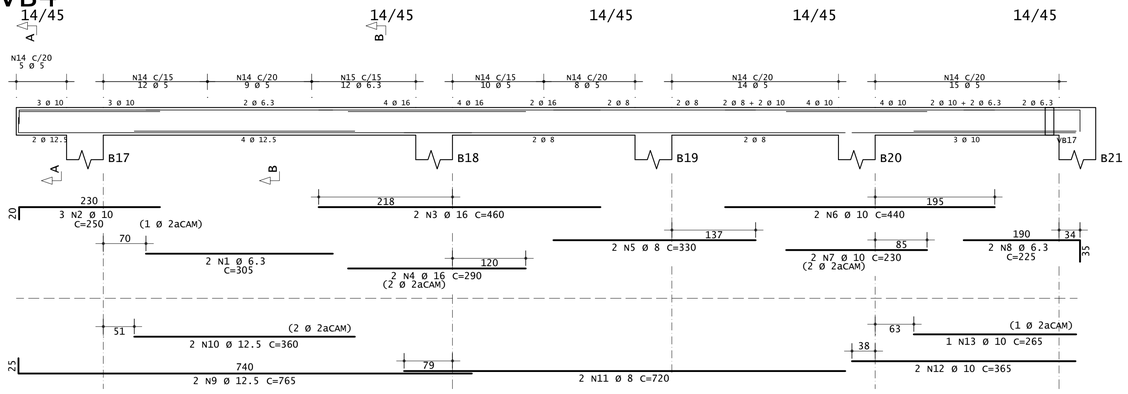

Corte A

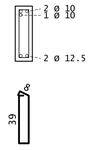

Corte B

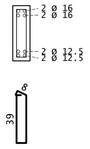

VB5

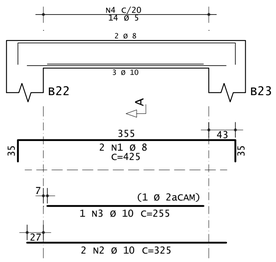

Corte A

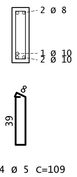

VB7

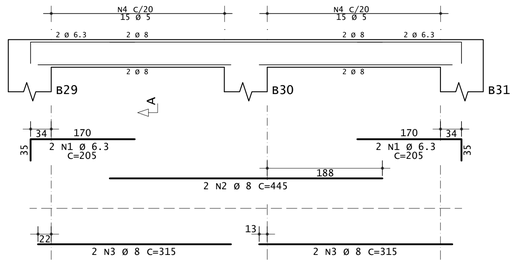

Corte A

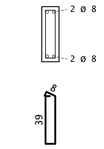

VB17

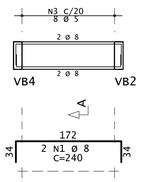

Corte A

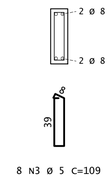

VB19

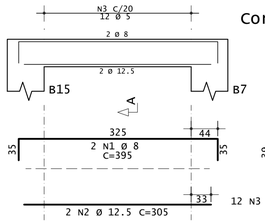

Corte A

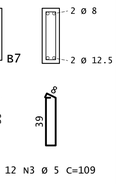

VB2

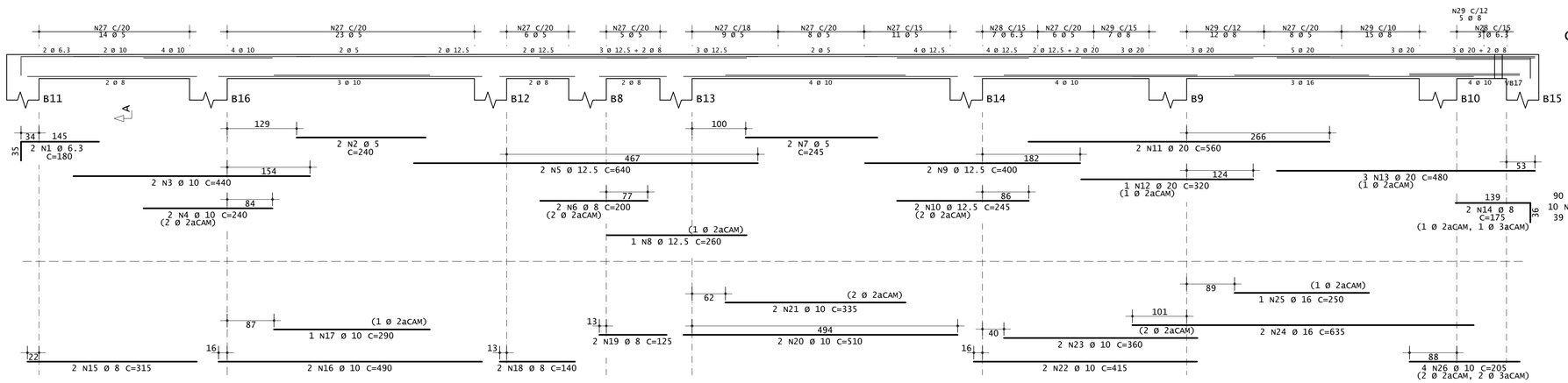

Corte A

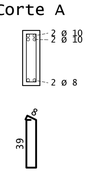

AÇO	POS	BIT (mm)	QUANT	COMPRIMENTO UNIT (cm)	COMPRIMENTO TOTAL (cm)
VB1					
60A	1	5	2	265	530
50A	2	8	2	175	350
50A	3	12.5	2	430	860
50A	4	12.5	1	260	260
60A	5	5	2	255	510
50A	6	10	2	335	670
50A	7	10	1	230	230
50A	8	12.5	2	1115	2230
50A	9	12.5	2	250	500
50A	10	12.5	4	240	960
50A	11	6.3	2	210	420
50A	12	10	2	510	1020
50A	13	10	2	370	740
50A	14	8	2	310	620
50A	15	10	2	535	1070
50A	16	10	1	280	280
50A	17	10	2	345	690
50A	18	10	1	205	205
50A	19	10	2	315	630
50A	20	10	2	320	640
50A	21	10	2	245	490
60A	22	5	76	109	8284
50A	23	6.3	48	110	5280
VB2					
50A	1	6.3	2	180	360
60A	2	5	2	240	480
50A	3	10	2	440	880
50A	4	10	2	240	480
50A	5	12.5	2	640	1280
50A	6	8	2	200	400
60A	7	5	2	245	490
50A	8	12.5	1	260	260
50A	9	12.5	2	400	800
50A	10	12.5	2	245	490
50A	11	20	2	560	1120
50A	12	20	1	320	320
50A	13	20	3	480	1440
50A	14	8	2	175	350
50A	15	8	2	315	630
50A	16	10	2	490	980
50A	17	10	1	290	290
50A	18	8	2	140	280
50A	19	8	2	125	250
50A	20	10	2	510	1020
50A	21	10	2	335	670
50A	22	10	2	415	830
50A	23	10	2	360	720
50A	24	16	2	635	1270
50A	25	16	1	250	250
50A	26	10	4	205	820
60A	27	5	90	109	9810
50A	28	6.3	10	110	1100
50A	29	8	39	112	4368
VB3					
60A	1	5	2	290	580
50A	2	8	2	140	280
50A	3	12.5	2	390	780
50A	4	12.5	1	285	285
50A	5	8	4	90	360
60A	6	5	17	109	1853
VB4					
50A	1	6.3	2	305	610
50A	2	10	3	250	750
50A	3	16	2	460	920
50A	4	16	2	290	580
50A	5	8	2	330	660
50A	6	10	2	440	880
50A	7	10	2	230	460
50A	8	6.3	2	225	450
50A	9	12.5	2	765	1530
50A	10	12.5	2	360	720
50A	11	8	2	720	1440
50A	12	10	2	365	730
50A	13	10	1	265	265
60A	14	5	73	109	7957
50A	15	6.3	12	110	1320
VB5					
50A	1	8	2	425	850
50A	2	10	2	325	650
50A	3	10	1	255	255
60A	4	5	14	109	1526
VB7					
50A	1	6.3	4	205	820
50A	2	8	2	445	890
50A	3	8	4	315	1260
60A	4	5	30	109	3270
VB17					
50A	1	8	2	240	480
50A	2	8	2	210	420
60A	3	5	8	109	872
VB19					
50A	1	8	2	395	790
50A	2	12.5	2	305	610
60A	3	5	12	109	1308

RESUMO DE AÇO

AÇO	BIT (mm)	COMPR (m)	PESO (kg)
60A	5	375	58
50A	6.3	104	25
50A	8	147	58
50A	10	173	107
50A	12.5	116	111
50A	16	30	48
50A	20	29	71
Peso Total	60A =		58 kg
Peso Total	50A =		420 kg

FONTE : UBS-01

AUTORES DO PROJETO / COLABORADORES

CDHU – Desenvolvimento e gestão

Arq. IRENE BORGES RIZZO — Coordenação — ART

Equipe Técnica: Arq. LUIZ GUSTAVO DELLA NOCE — Gestão e autoria da arquitetura — ART

Equipe Técnica: Joao Henrique L. Damasceno — Engenheiro — CREASP5068946337 — ART

NOTAS:

1 – MEDIDAS EM CENTIMETROS, NÍVEIS EM METROS.

2 – NÃO TOMAR MEDIDAS EM ESCALA

3 – CONCRETO fck >= 25 MPa

4 – AÇO CA50 E CA60

5 – COBRIMENTO = 3 cm

6 – O TIPO E O COMPRIMENTO DAS ESTACAS DEVERÁ SER DEFINIDO PARA CADA LOCAL DE IMPLANTAÇÃO APÓS ANÁLISE GEOTÉCNICA POR ENGENHEIRO HABILITADO QUE EMITIRÁ PARECER TÉCNICO DE FUNDAÇÕES

7 – EXECUTAR ESTACAS SOB SUPERVISÃO DE ENGENHEIRO ESPECIALIZADO

Revisões (discriminação)	Nº	Data	Rubrica
RETIRADA DAS ALVENARIAS DE 8cm	02	27/JUL/21	TCB
REVISÃO GERAL	01	02/JUL/21	TCB

CDHU Companhia de Desenvolvimento Habitacional e Urbano

Rua Boa Vista,170. CEP. 01014-000. São Paulo. Tel.2505.2000. CGCMF 47.865.597/0001-09

PROJETO

UNIDADE BÁSICA DE SAÚDE

CÓDIGO

U | B | S | | | – 01

TÍTULO

ESTRUTURAS

AREA: EST | FOLHA: 9/11

ASSUNTO

ARMAÇÃO DAS VIGAS BALDRAMES 1/2

ESCALA GRÁFICA: 0 0,5 1,0 1,5(m)

ESCALA NOMINAL: INDICADAS

DATA: MAI/2021

ASSINATURAS

proprietário — cgc

aprovação do projeto – responsável técnico — c.r.e.a. 5060240851

LUIZ GUSTAVO DELLA NOCE — pref. — a.r.t.

obra – responsável técnico — c.r.e.a. 0682602140

ALEXANDRE GRECCO MARIUTTI — pref. — a.r.t.

ESPAÇO PARA APROVAÇÃO

LISTA 1

CÓDIGO CDHU EMPREENDIMENTO

Programa	Região	Município	Terreno	Fase	Versão	Etapa do Projeto
					P	E