

10.00 x 15.00

10.00 x 10.00

10.00 x 10.00

RESERVATORIO DE ÁGUA POTÁVEL

3.00 x 3.00

3.00 x 3.00

3.00 x 4.50

MONTADORA
4.50 x 3.00

3.00 x 4.00

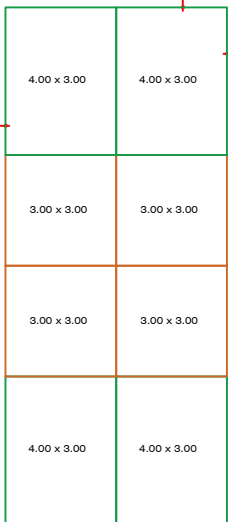
4.00

4.00


4.00

DEPOSITO
4.00 x 3.00

BANHEIRO



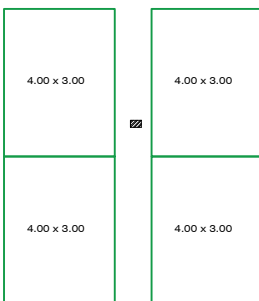
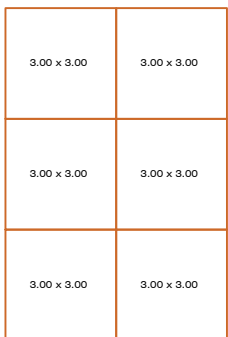
3.00



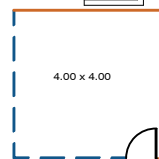
3.00




3.85



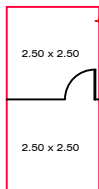
3.76



4.15



6.10



4.00



1.00

LABORATORIO

LABORATORIO

